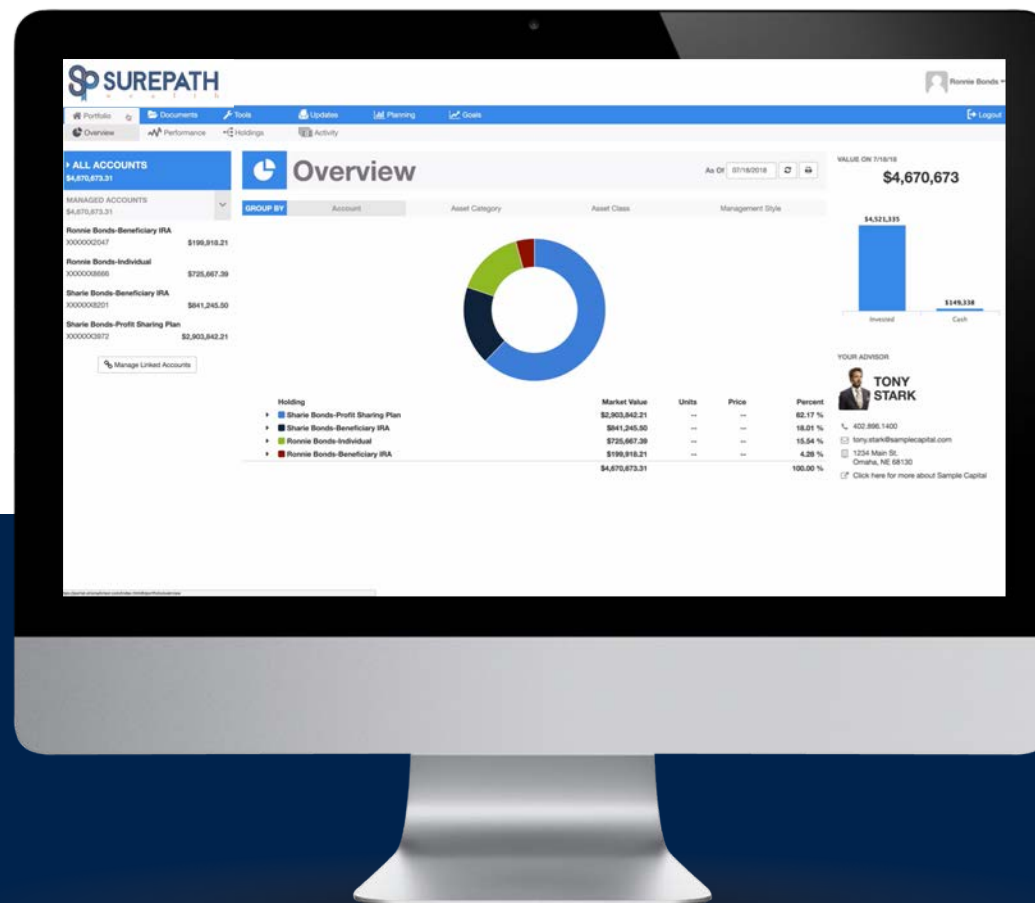
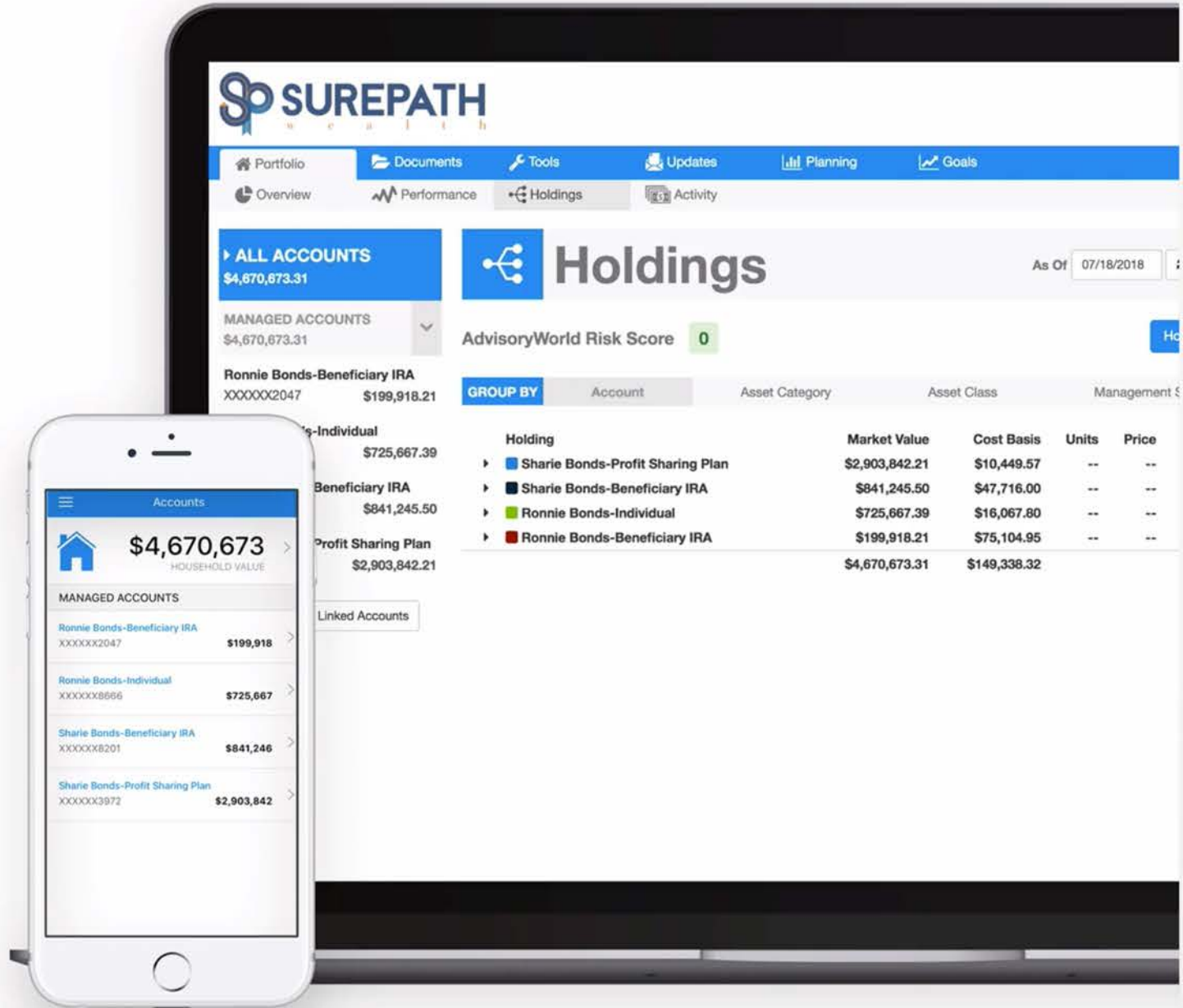


ONLINE PERSONAL FINANCIAL PORTAL

As a valued client, we're excited to offer you a personalized digital financial experience. Your online personal financial portal is designed to provide transparency into your investment activity and enables us to better collaborate to meet your specific needs.



Access a complete view of your entire portfolio—anytime, anywhere, on any internet-connected device—all with a single login.



Ready to get started? When accessing your portal for the first time, use the direct access link and log in credentials we've provided for you.



RSBonds@gmail.com

.....

Remember My Device

Sign In

[Forgot password?](#)

The direct access link will be provided to you via email.

ALL ACCOUNTS
 \$4,670,673.31

MANAGED ACCOUNTS
 \$4,670,673.31

Ronnie Bonds-Beneficiary IRA	
XXXXXX2047	\$199,918.21
Ronnie Bonds-Individual	
XXXXXX8666	\$725,667.39
Sharie Bonds-Beneficiary IRA	
XXXXXX8201	\$841,245.50
Sharie Bonds-Profit Sharing Plan	
XXXXXX3972	\$2,903,842.21

[Manage Linked Accounts](#)

Holdings

As Of [Refresh](#) [Print](#)

GROUP BY	Account	Asset Category	Asset Class	Management Style			
		Holding	Market Value	Cost Basis	Units	Price	Percent
		▶ Sharie Bonds-Profit Sharing Plan	\$2,903,842.21	\$10,449.57	--	--	62.17 %
		▶ Sharie Bonds-Beneficiary IRA	\$841,245.50	\$47,716.00	--	--	18.01 %
		▶ Ronnie Bonds-Individual	\$725,667.39	\$16,067.80	--	--	15.54 %
		▶ Ronnie Bonds-Beneficiary IRA	\$199,918.21	\$75,104.95	--	--	4.28 %
			\$4,670,673.31	\$149,338.32			100.00 %



YOUR ADVISOR

TONY STARK

402.896.1400
 tony.stark@samplecapital.com
 1234 Main St.
 Omaha, NE 68130
[Click here for more about Sample Capital](#)

After logging in you'll see the holdings page, where you can find detailed information about the investment portfolio we manage for you.

ALL ACCOUNTS
\$4,670,673.31

MANAGED ACCOUNTS
\$4,670,673.31

- Ronnie Bonds-Beneficiary IRA**
XXXXXX2047 \$199,918.21
- Ronnie Bonds-Individual**
XXXXXX8666 \$725,667.39
- Sharie Bonds-Beneficiary IRA**
XXXXXX8201 \$841,245.50
- Sharie Bonds-Profit Sharing Plan**
XXXXXX3972 \$2,903,842.21

[Manage Linked Accounts](#)

Holdings

As Of 07/18/2018

GROUP BY	Account	Asset Category	Asset Class	Management Style
	Holding	Market Value	Cost Basis	Units Price Percent
	▶ Sharie Bonds-Profit Sharing Plan	\$2,903,842.21	\$10,449.57	-- -- 62.17 %
	▶ Sharie Bonds-Beneficiary IRA	\$841,245.50	\$47,716.00	-- -- 18.01 %
	▶ Ronnie Bonds-Individual	\$725,667.39	\$16,067.80	-- -- 15.54 %
	▶ Ronnie Bonds-Beneficiary IRA	\$199,918.21	\$75,104.95	-- -- 4.28 %
		\$4,670,673.31	\$149,338.32	100.00 %



YOUR ADVISOR

TONY STARK

402.896.1400
 tony.stark@samplecapital.com
 1234 Main St.
 Omaha, NE 68130
[Click here for more about Sample Capital](#)

Click on a single account or select all accounts on the left side of the page to customize your view.

▶ ALL ACCOUNTS
\$4,670,673.31

Holdings

As Of: 07/18/2018

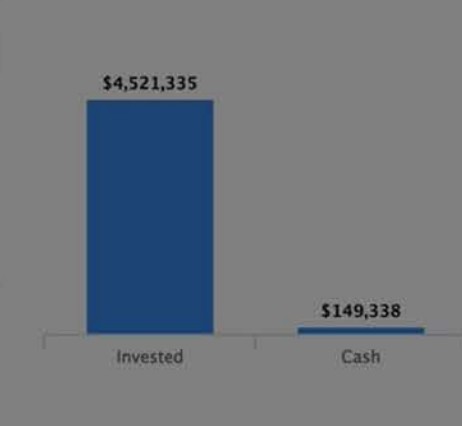
VALUE ON 7/18/18
\$4,670,673

MANAGED ACCOUNTS
\$4,670,673.31

Ronnie Bonds-Beneficiary IRA	\$199,918.21
Ronnie Bonds-Individual	\$725,667.39
Sharie Bonds-Beneficiary IRA	\$841,245.50
Sharie Bonds-Profit Sharing Plan	\$2,903,842.21

GROUP BY	Account	Asset Category	Asset Class	Management Style

Holding	Market Value	Cost Basis	Units	Price	Percent
▶ Sharie Bonds-Profit Sharing Plan	\$2,903,842.21	\$10,449.57	--	--	62.17 %
▶ Sharie Bonds-Beneficiary IRA	\$841,245.50	\$47,716.00	--	--	18.01 %
▶ Ronnie Bonds-Individual	\$725,667.39	\$16,067.80	--	--	15.54 %
▶ Ronnie Bonds-Beneficiary IRA	\$199,918.21	\$75,104.95	--	--	4.28 %
Total	\$4,670,673.31	\$149,338.32			100.00 %



Manage Linked Accounts

YOUR ADVISOR



TONY STARK

402.896.1400
 tony.stark@samplecapital.com
 1234 Main St.
 Omaha, NE 68130
[Click here for more about Sample Capital](#)

Navigate through each tab along the top of your screen to view additional information about your portfolio

ALL ACCOUNTS
\$4,670,673.31

Overview

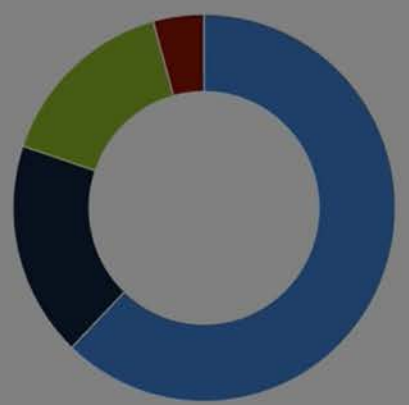
As Of 07/18/2018

VALUE ON 7/18/18
\$4,670,673

MANAGED ACCOUNTS
\$4,670,673.31

Ronnie Bonds-Beneficiary IRA XXXXXX2047	\$199,918.21
Ronnie Bonds-Individual XXXXXX8666	\$725,667.39
Sharie Bonds-Beneficiary IRA XXXXXX8201	\$841,245.50
Sharie Bonds-Profit Sharing Plan XXXXXX3972	\$2,903,842.21

GROUP BY Account Asset Category Asset Class Management Style



Manage Linked Accounts

Holding	Market Value	Units	Price	Percent
Sharie Bonds-Profit Sharing Plan	\$2,903,842.21	--	--	62.17 %
Sharie Bonds-Beneficiary IRA	\$841,245.50	--	--	18.01 %
Ronnie Bonds-Individual	\$725,667.39	--	--	15.54 %
Ronnie Bonds-Beneficiary IRA	\$199,918.21	--	--	4.28 %
Total	\$4,670,673.31			100.00 %

YOUR ADVISOR



TONY STARK

402.896.1400
 tony.stark@samplecapital.com
 1234 Main St.
 Omaha, NE 68130

[Click here for more about Sample Capital](#)

Need to get in touch with us? Your advisor's contact information can always be found on the right side of the page.

ALL ACCOUNTS
 \$4,670,673.31

Overview

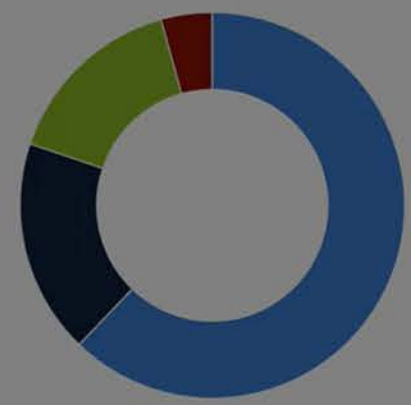
As Of: 07/18/2018

VALUE ON 7/18/18
\$4,670,673

MANAGED ACCOUNTS \$4,670,673.31

Ronnie Bonds-Beneficiary IRA	XXXXXX2047	\$199,918.21
Ronnie Bonds-Individual	XXXXXX8666	\$725,667.39
Sharie Bonds-Beneficiary IRA	XXXXXX8201	\$841,245.50
Sharie Bonds-Profit Sharing Plan	XXXXXX3972	\$2,903,842.21

GROUP BY: Account | Asset Category | Asset Class | Management Style



[Manage Linked Accounts](#)

Holding	Market Value	Units	Price	Percent
Sharie Bonds-Profit Sharing Plan	\$2,903,842.21	--	--	62.17 %
Sharie Bonds-Beneficiary IRA	\$841,245.50	--	--	18.01 %
Ronnie Bonds-Individual	\$725,667.39	--	--	15.54 %
Ronnie Bonds-Beneficiary IRA	\$199,918.21	--	--	4.28 %
Total	\$4,670,673.31			100.00 %

YOUR ADVISOR

TONY STARK

402.896.1400
 tony.stark@samplecapital.com
 1234 Main St.
 Omaha, NE 68130
[Click here for more about Sample Capital](#)

Update your personal settings by clicking your name in the upper right corner of the page. Here you can create a new password, set up account security features, and more.